

Vertex N

BIFACIAL DUAL GLASS MODULE

PRODUCT: TSM-NEG21C.20

PRODUCT RANGE: 675-700W

700W

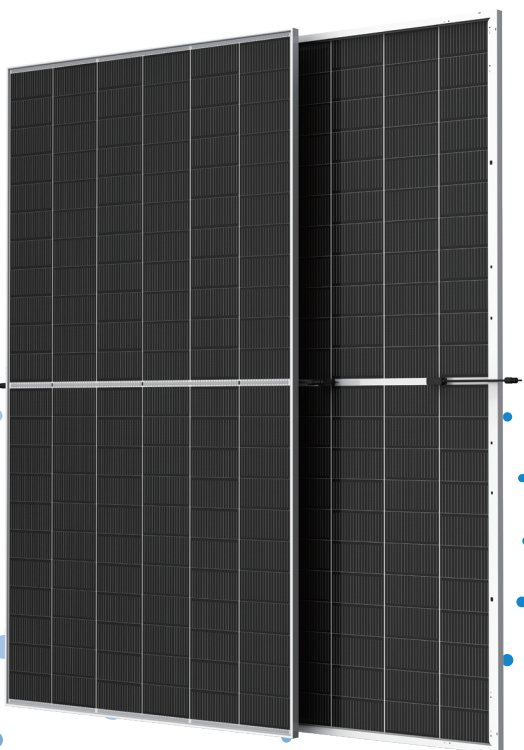
MAXIMUM POWER OUTPUT

0~+5W

POSITIVE POWER TOLERANCE

22.5%

MAXIMUM EFFICIENCY



High customer value

- Lower LCOE (levelized cost of energy), reduced BOS (balance of system) cost, shorter payback time
- Guaranteed first year and annual degradation
- High module power; high string power and low voltage design



High power up to 700W

- Up to 22.5% module efficiency with high density interconnect technology
- Multi-busbar technology for better light trapping effect, lower series resistance and improved current collection



High reliability

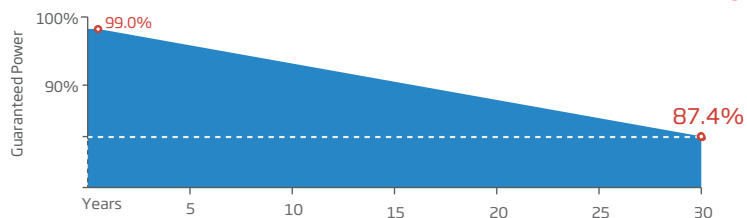
- Minimized micro-cracks with innovative non-destructive cutting technology
- Ensured PID resistance through cell process and module material control
- Resistant to harsh environments such as salt, ammonia, sand, high temperature and high humidity areas
- Mechanical performance up to 5400 Pa positive load and 2400 Pa negative load



High energy yield

- Excellent product bifaciality and low irradiation performance, validated by 3rd party
- Extremely low 1% first year degradation and 0.4% annual power attenuation
- The unique design provides optimized energy production under inter-row shading conditions
- Lower temperature coefficient (-0.30%) and operating temperature
- Up to 30% additional power gain from back side depending on albedo

Trina Solar's Vertex Bifacial Dual Glass Performance Warranty



Comprehensive Products and System Certificates



IEC61215/IEC61730/IEC61701/IEC62716

ISO 9001: Quality Management System

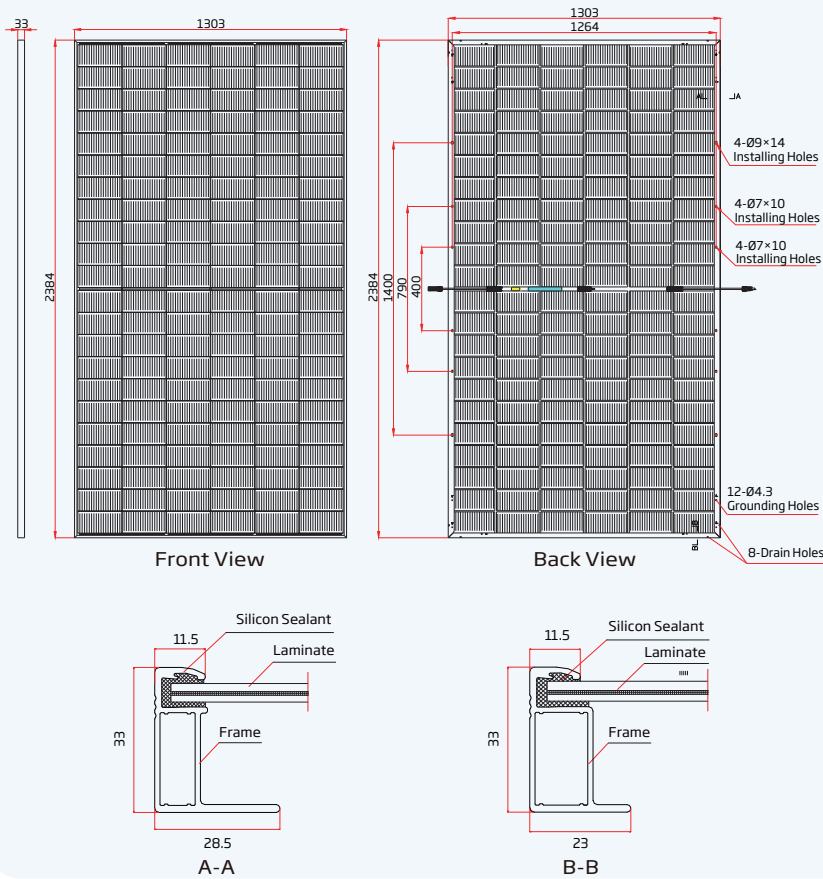
ISO 14001: Environmental Management System

ISO14064: Greenhouse Gases Emissions Verification

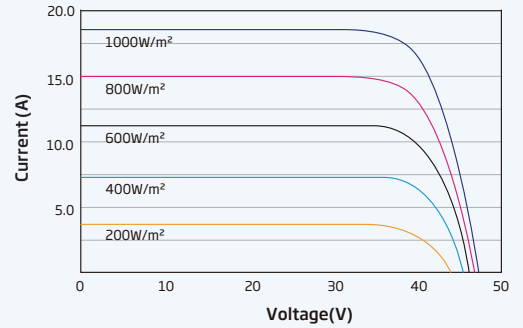
ISO45001: Occupational Health and Safety Management System



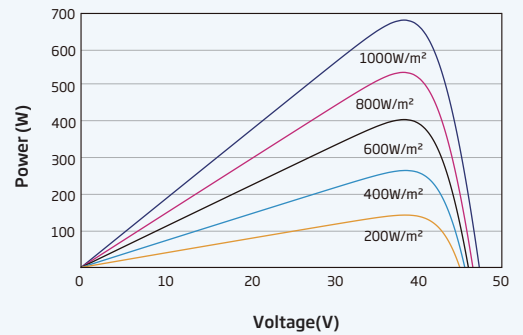
DIMENSIONS OF PV MODULE(mm)



I-V CURVES OF PV MODULE(685W)



P-V CURVES OF PV MODULE(685 W)



ELECTRICAL DATA (STC)

Peak Power Watts-P _{MAX} (Wp)*	675	680	685	690	695	700
Power Tolerance-P _{MAX} (W)	0 ~ +5					
Maximum Power Voltage-V _{MPP} (V)	39.4	39.6	39.8	40.1	40.3	40.5
Maximum Power Current-I _{MPP} (A)	17.12	17.16	17.19	17.23	17.25	17.29
Open Circuit Voltage-V _{OC} (V)	47.2	47.4	47.7	47.9	48.3	48.6
Short Circuit Current-I _{SC} (A)	18.14	18.18	18.21	18.25	18.28	18.32
Module Efficiency η _m (%)	21.7	21.9	22.1	22.2	22.4	22.5

STC: Irradiance 1000W/m², Cell Temperature 25°C, Air Mass AM1.5. *Measuring tolerance: ±3%.

Electrical characteristics with different power bin (reference to 10% Irradiance ratio)

Total Equivalent power -P _{MAX} (Wp)	729	734	740	745	751	756
Maximum Power Voltage-V _{MPP} (V)	39.4	39.6	39.8	40.1	40.3	40.5
Maximum Power Current-I _{MPP} (A)	18.49	18.53	18.57	18.61	18.63	18.67
Open Circuit Voltage-V _{OC} (V)	47.2	47.4	47.7	47.9	48.3	48.6
Short Circuit Current-I _{SC} (A)	19.59	19.63	19.67	19.71	19.74	19.79
Irradiance ratio (rear/front)	10%					

Product Bifaciality: 80±5%.

ELECTRICAL DATA (NOCT)

Maximum Power-P _{MAX} (Wp)	514	517	521	526	530	534
Maximum Power Voltage-V _{MPP} (V)	37.0	37.2	37.3	37.7	37.8	38.0
Maximum Power Current-I _{MPP} (A)	13.89	13.91	13.94	13.96	14.02	14.05
Open Circuit Voltage-V _{OC} (V)	44.7	44.9	45.2	45.4	45.8	46.0
Short Circuit Current-I _{SC} (A)	14.62	14.65	14.67	14.71	14.73	14.76

NOCT: Irradiance at 800W/m², Ambient Temperature 20°C, Wind Speed 1m/s.

MECHANICAL DATA

Solar Cells	Monocrystalline
No. of cells	132 cells
Module Dimensions	2384×1303×33 mm (93.86×51.30×1.30 inches)
Weight	38.3 kg (84.4 lb)
Front Glass	2.0 mm (0.08 inches), High Transmission, AR Coated Heat Strengthened Glass
Encapsulant material	POE/EVA
Back Glass	2.0 mm (0.08 inches), Heat Strengthened Glass (White Grid Glass)
Frame	33mm(1.30 inches) Anodized Aluminium Alloy
J-Box	IP 68 rated
Cables	Photovoltaic Technology Cable 4.0mm ² (0.006 inches ²), Portrait: 350/280 mm(13.78/11.02 inches) Length can be customized
Connector	MC4 EVO2 / TS4 Plus / TS4*

*Please refer to regional datasheet for specified connector.

TEMPERATURE RATINGS

NOCT (Nominal Operating Cell Temperature)	43°C (±2°C)
Temperature Coefficient of P _{MAX}	-0.30%/°C
Temperature Coefficient of V _{OC}	-0.24%/°C
Temperature Coefficient of I _{SC}	0.04%/°C

MAXIMUM RATINGS

Operational Temperature	-40~+85°C
Maximum System Voltage	1500V DC (IEC)
Max Series Fuse Rating	35A

WARRANTY

12 year Product Workmanship Warranty
 30 year Power Warranty
 1% first year degradation
 0.4% Annual Power Attenuation

(Please refer to product warranty for details)

PACKAGING CONFIGURATION

Modules per box: 33 pieces
 Modules per 40' container: 594 pieces