



The **Wise** Choice



Low Cost
Of Ownership



Low Water
Loss



Easy Recovery
After Idle Period



Lowest Electricity
Consumption In
Recharging



Less Fumes
Generation



5% Extra Capacity &
Backup WRT Rated
Capacity

TALL TUBULAR CONVENTIONAL BATTERY (250Ah)

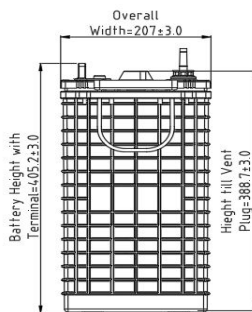
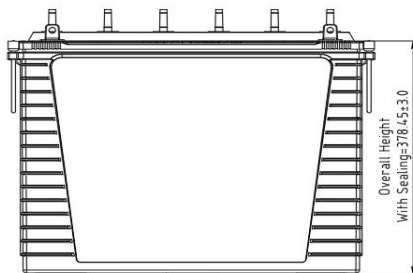
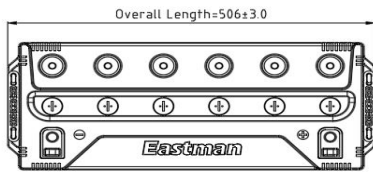


www.eaplworld.com



sales@eastmanglobal.com

TECHNICAL SPECIFICATION - Tall Tubular Conventional Battery



Product Features :-

1. Robust Tubular with High Pressure diecasted spine- resulting low rate of spine corrosion.
2. Spill Proof Vent plug – resulting in no spillage on top and low controlled acid fumes.
3. Optimized Negative paste receipt for fast charge acceptance
4. Consistent backup throughout life
5. Excellent behavior in PSOC condition as compare
6. Low Self Discharge
7. Excellent performance on deep cyclic application
8. Very High Design & Service Life
9. Low water loss

Technical Specifications

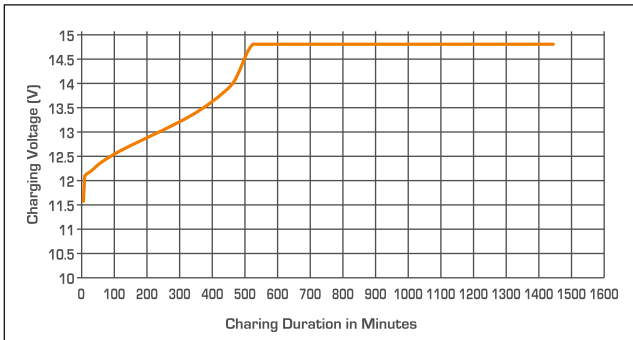
Model	Nominal Voltage	Rated Capacity 20 Hr @ 27°C (Ah)	Dimensions in mm			Gross Weight [Kg] [±3%]	Terminal Type
			Length [± 3 mm]	Width [± 3 mm]	Height [± 3 mm]		
EM250IL	12	250	506	207	405	83.5	L

Electrical Parameters & Charging Profile

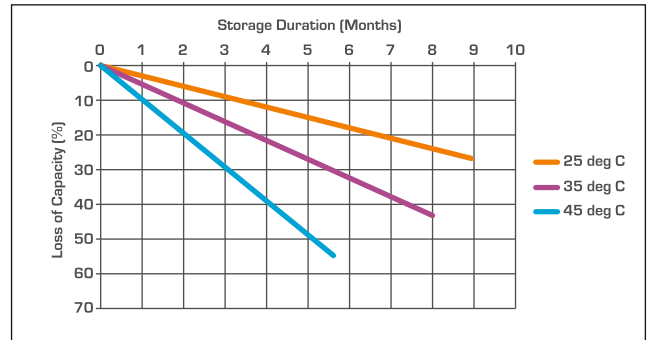
Battery Specified Capacity Test @ 27 °C							
Model	C20 @10.5V	C10 @10.5V	C7 @10.5V	C5 @10.5V	C3 @10.5V	C1 @10.5V	Energy Kwh
EM250IL	250	225	206	187	161	113	3.0
Ah & Wh Efficiency							
Ah Efficiency	>90%		Wh Efficiency		>75%		

- Poly Components Material :- Polypropylene Co polymer
- Watering system :- Individual to every cell in Monobloc
- Color :- Blue
- Testing Parameters :- IS 13369:1992 & IEC 60896-11 & IEC 61407-1

Charging Profile



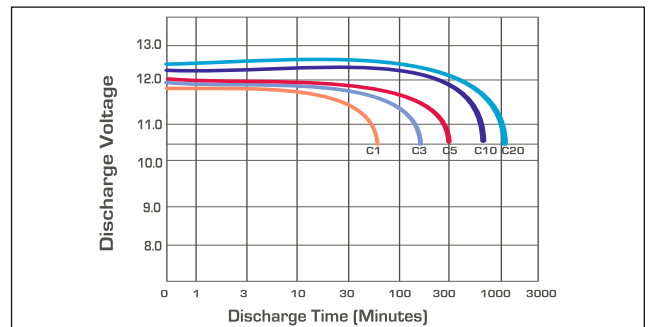
Self Discharge Characteristics @ Different Temperature



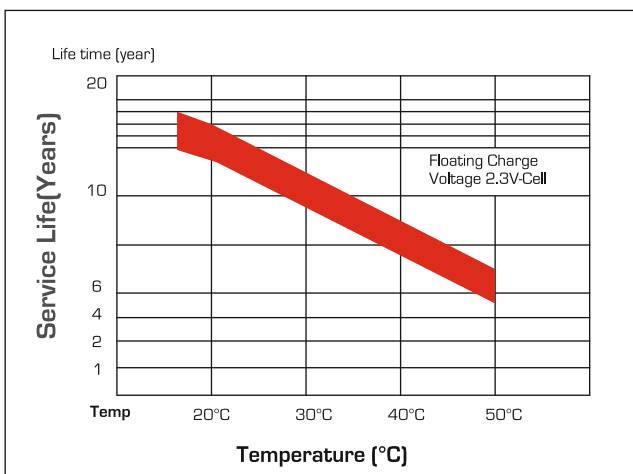
State of Charge Measure of Open-circuit Voltage @ 27°C

State of Charge	Specific Gravity	Voltage
100%	1.245-1.275	12.55V-12.70V
75%	≤ 1.225	≤ 12.4V
50%	≤ 1.190	≤ 12.1V
25%	≤ 1.155	≤ 12.0V
0%	1.120	11.8V

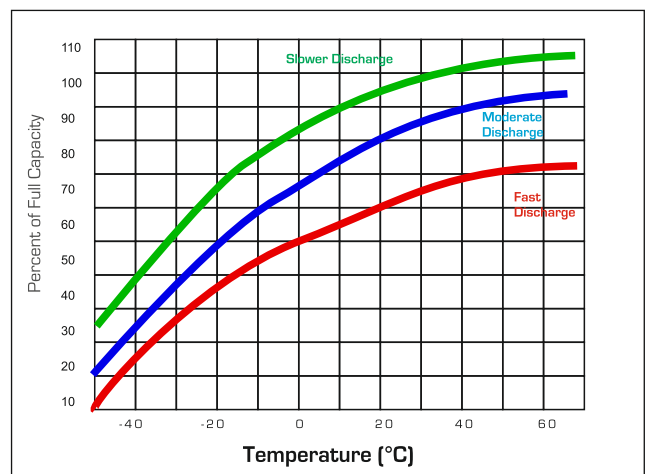
Discharging Characteristics at various rates @ 27°C



Service (Float) Life and Temperature



Expected Capacity vs Temperature

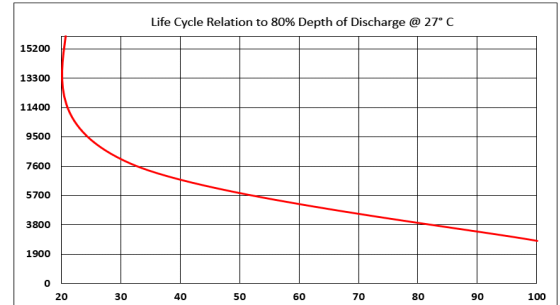


IMS Integrated Management System Certified with TUV & APAVE India For Design & Manufacturing Of Lead Acid Battery

Specific Gravity & Self Discharge w.r.t. Temperature

	Add	Subtract
CHARGING TEMPERATURE COMPENSATION	0.005 volt per cell for every 1°C below 25°C 0.0028 volt per cell for every 1°F below 77°F	0.005 volt per cell for every 1°C above 25°C or 0.0028 volt per cell for every 1°F above 77°F
OPERATIONAL DATA	Operating Temperature	Self Discharge
	-4°F to 131°F (-20°C to +55°C) At temperatures below 32°F (0°C) maintain a state of charge greater than 60%.	As per discharge Graph

Expected Life



Charging Instructions

Charger Voltage Settings (at 77° F/ 25°C)			
System Voltage	12V	24V	48V
Maximum Charge Current	0.2C10		
Minimum Charge Current	20Amp.		
Maximum Absorption Phase Time (hours)	4		
Absorption Voltage	14.6	29.2	58.4
Float Voltage	13.8	27.6	55.2
Equalization Voltage	16	32	64
1. Do not install or charge batteries in a sealer or non-ventilated compartment. Constant under or overcharging will damage the battery and shorten its life as with any battery. 2. Maximum two strings are allowed in parallel connections.			
Periodic Charge	Provide a periodic freshening charge to maintain a SOC greater than the threshold of 80%		

Comparison in between Eastman TTC & AGM VRLA

S.No	Parameter	Eastman Tall Tubular Conventional	AGM VRLA
1	Plate Technology	Tall Tubular Plate	Flat Pasted Plate
2	Life w.r.t Application	Excellent performance on cyclic application	Not good for deep cycle application.
3	Application	"Power Backup Solution - Solar/Inverter/UPS Suitable for Float Application above 1 Hour discharge rate"	"Power Back up - Inverter/UPS Good for float & stand by application"
4	Electrolyte	Free Flow Electrolyte	Electrolyte in-between AGM
5	Water Loss	Low	Negligible
6	Water Top up	Low water top up	No water top up throughout Warranty Life
7	Life Extension	Long life with regular water top up	Not Applicable
8	Self Discharge	Low <3.0%	Very Low < 2.0%
9	Life Cycle w.r.t DOD @27° C @ 80% DoD	3800 Cycle	2500 Cycle
10	Spillage	Low Spill-proof	Spill-proof
11	Fumes	Low Fumes	No
12	Recovery in PSOC	Excellent	Low
13	Charger Settings	Generic set point for chargers	Required special set point for chargers
14	Operating Temperature Range	-20 Degrees to +55 Degrees	-15 Degrees to +40 Degrees
15	Terminal Type	L-Type Terminal	Stud Type Terminal

Terminal Configuration :-
Terminal Type :- L
Terminal Height :- 24 mm
Torque Value :- 8-10 N.m
Bolt Type :- M8



Vent Plug Type :-
M22 coin type



Vent Plug Type :-
M30 Dummy Plug



Float Indicator

